

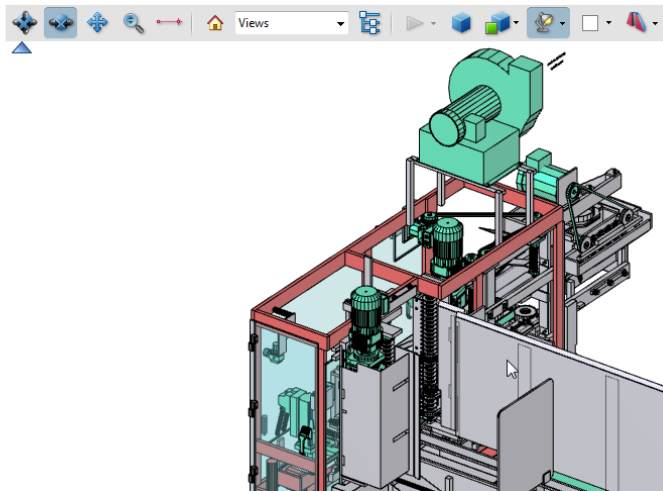
Using Aagard 3D Documentation Models

Interacting with the 3D pdf.....	1
Zoom, Pan, Orbit	2
Zoom	2
Pan	2
Orbit	2
Model Tree.....	3
Views.....	4
Part Options	5
BOM List.....	6

Interacting with the 3D pdf

- The first step to interacting with the 3D pdf is to click on the model window

149 LH Bagger and Vertical WA Cartoner System
Project Name: Wejack Charlie
General Mills, Inc. - Cedar Rapids, IA



- After clicking on the model window, you can Zoom, Pan, Orbit, or select parts in the model window

Zoom, Pan, Orbit

Zoom

- After clicking on the model window, you can zoom in by using either the scroll wheel, holding down the shift key while left clicking and dragging, or clicking the “Zoom” button on the toolbar and then left clicking and dragging



Pan

- After clicking in the model window, you can pan by either holding down the ctrl key while left clicking and dragging, or clicking the “Pan” and then left clicking and dragging



Orbit

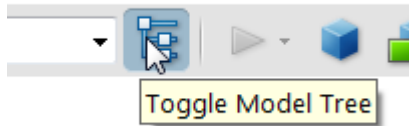
- After clicking in the model window, you can orbit by clicking either the “Rotate” or “Spin” buttons on the toolbar and then left clicking and dragging



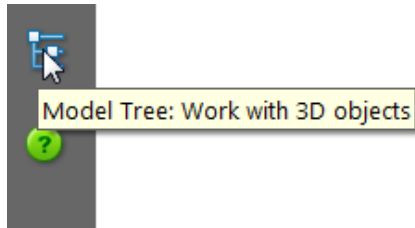
NOTE: most users find the “Spin” tool the most easy with which to navigate

Model Tree

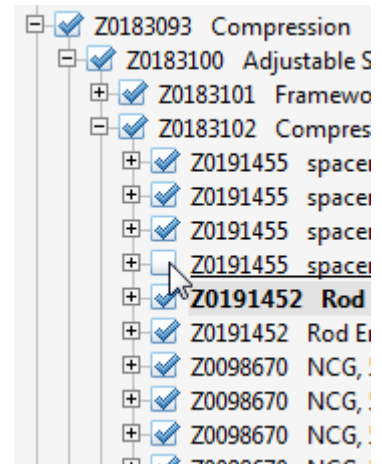
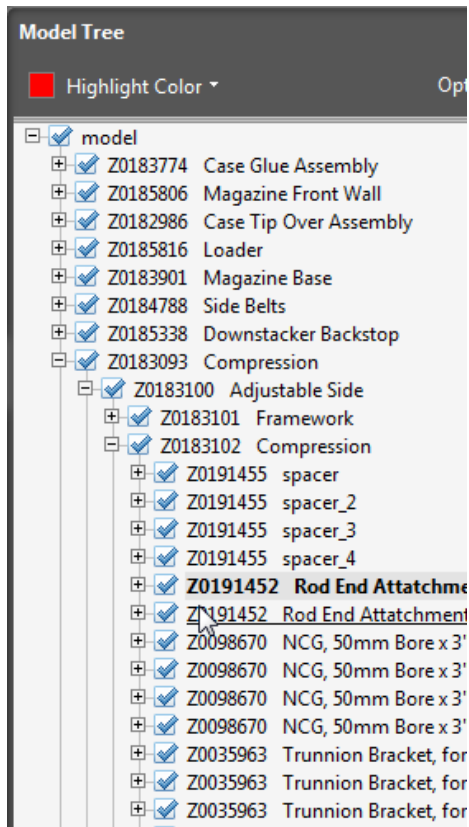
- You can open the model tree by clicking “Toggle Model Tree” button on the model window toolbar



Or by clicking the “Model Tree: Work with 3D objects” button on the side bar



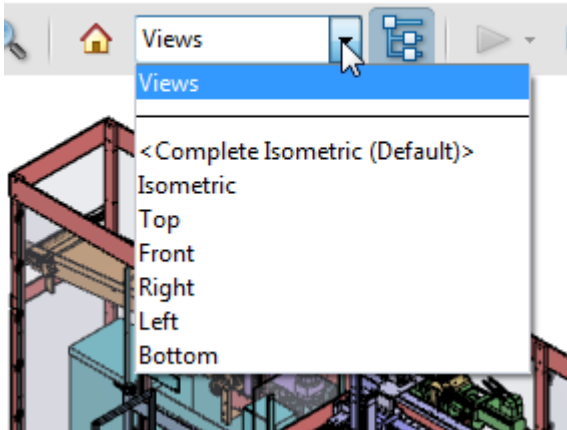
- After the Model Tree is open, you can use it to find and select parts or assemblies in the model



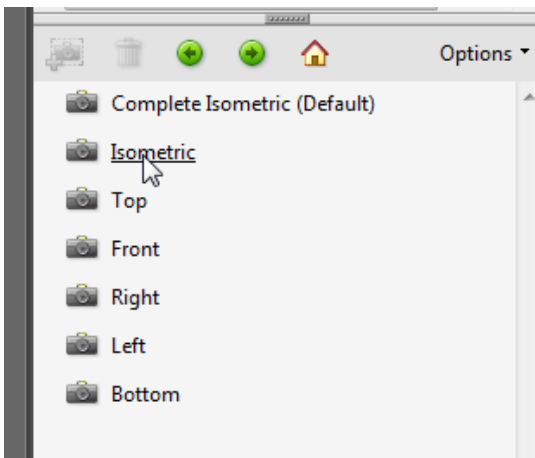
NOTE: Checking or unchecking the boxes next to each node in the tree is a quick way to hide or show that part or assembly

Views

- You can navigate the model to standard views by either using the “Views” Drop down menu on the toolbar



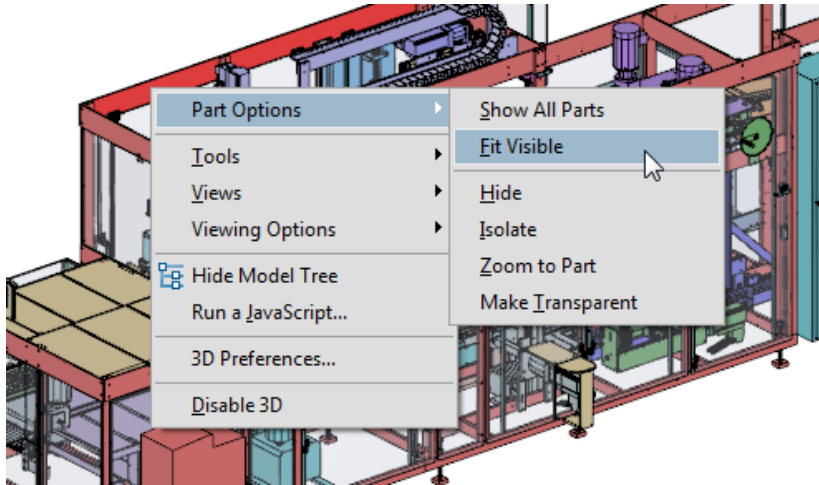
Or by selecting them from the model tree



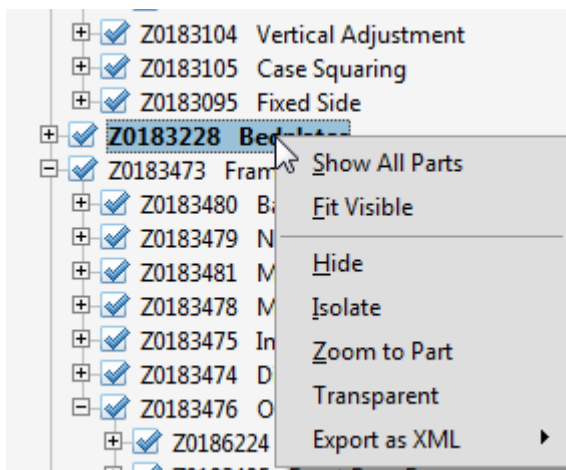
NOTE: The “Complete Isometric” view will show all parts in the model

Part Options

- You can access the part option menu by either selecting a part in the model window and right clicking on it



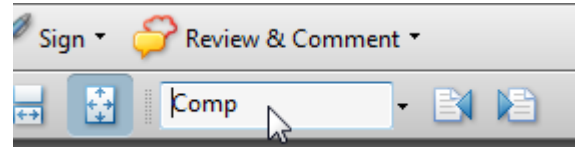
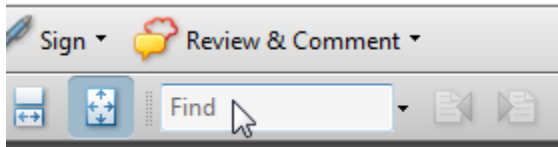
- Or by selecting a node in the tree and right clicking on it



- Show All Parts
 - Clicking this option will make all the parts in the model visible
- Fit Visible
 - Clicking this option will adjust the zoom and pan of the model to the extents of the visible parts
- Hide
 - Clicking this option will make the selected parts invisible
- Isolate
 - Clicking this option will make all parts not selected invisible
- Zoom to Part
 - Clicking this option will adjust the zoom and pan of the model to the extents of the selected parts
- Transparent
 - Clicking this option will make the selected parts “See-Thru”

BOM List

- Included in the 3Dpdf model is a searchable Bill of Materials. You can do this by clicking in the “Find” box, typing a part description or part number and then pressing the enter key
 - **NOTE:** Hitting the enter key again will continue the search farther down the list



Part #	Part Description	Bill Qty
Parents Compression / Fixed Side / Rails / Lower Flap Plow Weldment		
Parent #s Z0183093 / Z0183095 / Z0183099 / Z0191451		
Z0191448	Plow	1
Z0191449	Nutblock	1

Part #	Part Description	Bill Qty
Parents Compression / Adjustable Side		
Parent #s Z0183093 / Z0183100		
Z0183101	Framework	1
Z0183102	Compression	1
Z0183103	Rails	1

Part #	Part Description	Bill Qty
Parents Compression / Adjustable Side / Framework		
Parent #s Z0183093 / Z0183100 / Z0183101		
Z0082734	Slide Capture	2
Z0183154	Adjustment Side Vertical Adjustment Back Capture	1
Z0183155	Adjustment Side Top Bearing Mount	1
Z0183156	Adjustment Side Lower Bearing Mount	1
Z0183157	Adjustment Side Compression Base	1
Z0183158	Adjustment Side Top Rail Mount X-Member	1
Z0183204	Adjustment Side Back Upright	1
Z0183206	Adjustment Side Front Upright	1
Z0183316	Adjustment Side Bearing Mount	1
Z0183317	Adjustment Side Bearing Mount	1
Z0183318	Adjustment Side Bearing Mount	1
Z0183319	Adjustment Side Bearing Mount	1
Z0183374	Adjustment Side Compression Base	1
Z0191276	Upright Cylinder Mount	1
Z0191280	Cylinder Mount	1
Z0191282	Upright Cylinder Mount	1
Z0191294	Cylinder Mount Upright	2
Z0191295	Cylinder Mount	1

Part #	Part Description	Bill Qty
Parents Compression / Fixed Side / Rails / Lower Flap Plow Weldment		
Parent #s Z0183093 / Z0183095 / Z0183099 / Z0191451		
Z0191448	Plow	1
Z0191449	Nutblock	1

Part #	Part Description	Bill Qty
Parents Compression / Adjustable Side		
Parent #s Z0183093 / Z0183100		
Z0183101	Framework	1
Z0183102	Compression	1
Z0183103	Rails	1